

# Orange County Model A Ford Club

Celebrating Our 52<sup>nd</sup> Year

# The Distributor

Volume 53, Issue 1

January, 2013

Editor Tissy Smith-Hatcher

## Special points of interest:

- Make sure you are included in the 2013 OCMAFC Roster - renew your membership
- Haven't attended a General Meeting in a while? Make that your New Year's resolution
- Check out the valuable Lubrication & Periodic Maintenance list for your Model A

## Inside this issue:

President's Message 2

Tours & Activities 3  
Calendar/Swap Meets

Car Barn Specials 4


Board Members 5  
Contact Info/  
MAFFI Report

Technical Tips 9  
(Bonus Tip on  
Page 6)

General Meeting 8  
Minutes

New Members/ 9  
Changes

## Meet Your 2013 Board of Directors




**FRANK MOWRER**  
VPI/Activities



**PAM HEILAND**  
Secretary



**JOE GOFF**  
Treasurer



**WALT OTTO**  
President



**RICK HALL**  
Technical Director



**TISSY SMITH**  
Editor



**RICHARD PARRISH**  
Immediate Past President



**Walt Otto  
President**

**At last count,  
I've owned over  
180 vehicles  
(some odd cars,  
cycles, and  
trucks)**

**Walt**

**YIKES!! I need  
to renew my  
membership**



## President's Message ~ Ottomatic Tales

**F**or my first President's Message, I want to start off with the fun I had in high school with my 1931 5-window coupe (Model A of course). During my junior year in South Pasadena High School, I bought a 1931 Model A Rumble Seat 6-wheel Ford. It wasn't much to look at, but my grandpa had an engine built in Los Angeles just off 3rd Street.

My grandfather, Walter I. Thrall, was an engineer who helped to build and design Boulder Dam and he helped Aerojet design the first jet engine in America.

As a 19 year old student at Cal Tech, he was one of the engineers who designed and built the *Spirit of St. Louis* for Lindbergh to fly the Atlantic in 1929. He did all the wing struts, the sheeting for the nose of the plane and the nose cone and all the machining for decoration. He's pictured in the book "We" by Lindbergh. He also designed all the gas valves to inflate the Gaff Zepelin before its First World Tour. It was filled with helium rather than hydrogen, so it would not blow up like the

German Hindenburg.



Before that, he converted his foundry in Alhambra to making bayonets in WWI. These were special as they had rubber handles that would not rot in the trenches. The first ones were made of leather and rotted very quickly and were slippery when wet..not much use if one could not hang on to it in combat.

As a kid in high school, I lived with my gramps and learned drafting from him. During my college years, I rented a room with him so I could be his personal draftsman. Gramps was an insomniac and did much of his designing late at night when granny and I were asleep. Each morning, gramps would leave a bundle of new hand drawn plans in my trash can next to my drafting board. By the time he came home from work, I would have finished

several scale drawings of new ideas he had for Reliance Regulator, where he worked as Chief Engineer and General Manager for 60 years.

Needless to say, my gramps was a great influence in my life, teaching me many things about mechanics, including my first Model A. I have never been much of a mechanic, but I have always been a tinkerer of things. Now that I am retired, I am relearning things about my Roadster.- stuff I should have remembered from the five Model A's I had before I was 21 years old. Going fast has always been exciting for me and that's why I have tried to get more power out of all my cars, including my Model A's and my Model T, but that's another Ottomatic Tale. I've got lots of them. At last count, I've owned over 180 vehicles (some odd cars, cycles, and trucks) in my 76 years. I love to race and I love cars, especially my 1929 Model A Roadster.

Thanks for 'listening'. I hope I can serve you in the best possible way as the new president. **Walt**

## Don't Miss Out on the Benefits of OCMAFC-Renew Now

Here are just a few of the advantages you will miss out on by not renewing your membership: 1) Club Roster - this is your lifeline to people who share your interest in Model A's. It is updated annually, but you must renew in January to be included. 2) The Distributor - our monthly newsletter that keeps you informed of tours, activities, technical tips and so much more. 3) General Meetings - when you attend the monthly general meet-


ings, Walt Otto will keep you apprised of club business. You will also have an opportunity to win the club drawing. You must be present to win, so if no one wins, it rolls over to the next month. 4) Activities/ Tours - the club offers so many interesting tours. Frank Mowrer, the Activities Director, encourages members to drive their Model A, but when you can't, you can always drive your modern. The friendships made on tours last a lifetime.

5) Technical Meetings - we have a great Technical Director who conducts monthly hands-on sessions covering issues members are experiencing. If you have a problem, let Rick Hall know and he will find others in the club that can offer advice and educate you on how to make repairs. 6) Breakfast Scuttlebutt - the BS meeting, held on the first Saturday of the month, is a time for people to gather and enjoy each other's company. (Continued Page 3)

## Upcoming Tours and Activities Calendar

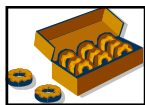


**Jan 5 (Sat)** First Saturday Breakfast BS Session ~ 8AM at The Katella Grill, 1325 W. Katella Ave., Orange



**Jan 10 (Thurs)** General

Meeting at 7:30PM ~ Please see last page for details. Guests are always welcome. Board meeting will be conducted at 6PM.



**Jan 12, 2013 (Sat)** Technical Seminar/Work Day at Tom Endy's garage (5881 Iroquois Road, Westminster) at 10AM. This will be a seminar and work day to

prepare club member, Christine Foster's car for touring. We will be changing the tires and oil, perform a tune up, lube, brake adjustment and do a safety/maintenance check on the entire car. The process will take about four hours, so come to learn and help - stay as long as you like. The donuts will be gone by 10:15, coffee by 11:00. Lunch is on your own! See the check list in this issue that you can use for your own safety/maintenance program (Page 6).



**Jan 12 (Sat)** Southern Calif Regional meeting, 10AM at Vicki Bartlett's home, 1625 Fletcher Ave., So. Pasadena, 91030 (626) 799-6338.



**Jan 19 (Sat)** Tour to Mission San Juan Capistrano. Starting at 8:30AM, we will be leaving from

the Panera Bread in Orange. We will go through the back roads to Cook's Corner for a rest stop and then south to Rancho Santa Margarita and down to the Ortega Parkway and San Juan Capistrano Mission.



**Jan 24 (Thurs)** Fourth Thursday Breakfast Brunch ~ 8:30AM at the Early Bird Café, 1000B E. Bastanchury Rd., Fullerton, (714) 529-4100 (between Harbor Blvd. & 57 Fwy)



**Jun 23 (Sun)** MATC Lincoln Highway Centennial Tour—SF to NYC- The Model A Touring Club invites you to join with them in June 2013 on a tour from San

Francisco to New York City to celebrate the 100th anniversary of the Lincoln Highway. You can learn more about the tour by going to the website - <http://www.modelatouring.com/>, or calling Alan Bennett at 818-222-4432

**July 26-28 (Last Weekend)** Wings 'n Wheels in Solvang. Save the date for this fun weekend. Mission San Juan Capistrano.



**January 13, 1930—  
"Mickey Mouse" comic  
strip first appears.**

**GO MICKEY**

## Benefits of OCMAFC—Renew Now (cont'd from Page 2)

On occasion, they have speakers attend to discuss products and/or services. 7) Fourth Thursday Breakfast – Terry Collings puts on wonderful get-togethers that include good food and great company. A different location each month means it never gets boring or routine at these breakfasts. (See some highlights on Page 4)

## Swap Meets

**Jan 6, Jan 27 and Feb 10—** Long Beach Hi Performance Swap Meet at Long Beach Veterans Stadium

**Jan 26-27** Turlock 47th Annual Swap Meet hosted by the Modesto Area A's at the Stanislaus County Fairgrounds

**Feb 22-24** 47th Annual Big 3 Auto Parts Exchange Swap Meet at Qualcomm Stadium in San Diego. Opens at 8AM, admission free, parking \$10

**Mar 21-24** Las Vegas East Side Cannery (Laughlin Meet) 5255 Boulder Hwy, Las Vegas, NV

Deadline for next **Distributor** is January 25, 2013  
Submit all articles and ads to newsletter@ocmafc.com or mail to

**All newcomers  
welcome at  
General  
Meetings. Our  
goal is to have  
the best  
exchange of  
information at  
meetings and  
seminars.**

**There was no  
Monthly Roster  
Drawing in  
December.**

**You could be the  
January Winner.**





**Member ads will run for two months unless renewed. Non-member ads will run for one month unless renewed. All ads must be submitted in writing to: OCMAFC, P.O. Box 10595, Santa Ana, CA 92711 or email newsletter@ocmafc.org**

Also Visit MAFA's Website:  
www.mafca.com/classifieds.html

## Car Barn Specials

**Parts for 1928-1931 Model A Fords:** 1) dual manifold (Riley) with linkages-\$100; 2) Stromberg 94's w/air cleaners-\$345; 3) Red's header w/installation kit-\$175; 4) IFS Zipper electronic ignition (exciter burned), looks like stock ignition-\$125; 5) Aria stock muffler black-\$150; 6) electric fuel pump with filter-\$40; 7) fuel regulator 1-6 PSI; 8) uni-syn multiple carb balance tool-\$15; 9) two engine side plates finned aluminum-\$75; 10) Lion Speed Head 6.5:1 compression (never used)-\$500; 10) new

upper & lower dist shafts-\$10; 11) 6-blade fan & hub \$50. Contact Walt Otto 949-497-2528.

**Model B engine for sale** Just completed major overhaul. Modified for installation in a Model A. Many new parts. Running on my engine stand. Runs great, looks beautiful. Long block \$3,000 firm. Engine accessories extra. Prices negotiable. I can deliver it to SoCal as I'm going to San Diego for Christmas. Call Glenn Johnson at (530) 644-1250, gsleas-ing@sbcglobal.net



**Reducing Inventory** - a garage full of Model A parts for sale. Ranging from a running chassis to the nuts and bolts required. If you are looking for a particular item chances are he has it. You can set up a visit by calling Richard Nordin at: 562-694-2672.

## Fourth Thursday Breakfast



**Bet you were wondering what happens at the Fourth Thursday Breakfasts. Here's a snapshot. You won't want to miss out on the fun next month. Location changes monthly so check the calendar.**

**80 YEAR OLD ONE OWNER**

★★★★★  
*Needs Parts, Make Offer.*

**Vintage 1932**, has most of its original parts. Some upgrades have been made for safety purposely only. Over 200,000 miles on the clock. The price tag is "slashed" from \$199,000 down to just \$29<sup>95</sup> and the current owner promises it will be better than your last four romantic encounters combined. It is definitely a one of a kind. Some dents and perhaps in need of a new paint job, but if you squint, it looks **REALLY GOOD!**



*Happy Birthday Dale*



## 2013 BOARD MEMBERS

**President** – Walter Otto  
949-497-2858/waltotto@hotmail.com  
**VP/Activities** – Frank Mowrer  
949-581-7621/frank25t@hotmail.com  
**Secretary** – Pam Heiland  
714-417-3111/colapam@sbcglobal.net  
**Treasurer** – Joe Goff  
949-768-4627/joe@abt-tax.com  
**Technical** – Rick Hall  
714-282-0499/rickandlouis@socal.rr.com  
**Editor** – Tissy Smith-Hatcher  
714-546-8554/newsletter@ocmafc.com  
**Immediate Past President** – Richard Parrish, 714-999-0611/rcp1937@aol.com

## COMMITTEES

**ACCC Representative** – Larry Konkol  
714-535-1411/no email  
**Breakfast Committee** – Terry Collings  
714-970-7194/mtcollings@sbcglobal.net  
**Club Greeter** – Doris Marshall  
310-378-5061/dandd51@gmail.com  
**Election Chairperson** – Kathie Mc Call  
714-633-0946/dkmccall@socal.rr.com  
**Historian & Librarian** – Dick Smith  
949-770-6847/modeladick@yahoo.com  
**Merchandise Director** – Cathy O'Brien  
714-777-0771/yilgsrden@aol.com  
**Pancake Breakfast Setup & Coordination** – Frank Reese  
714-970-6262/rftrust34@yahoo.com  
**Raffle** – Ed Cote  
714-542-6161/patricia.cote@att.net  
**Refreshments** – Position Available  
**Regional Representative, SCRG** – Carolyn Ratzlaff, 714-529-5062/  
wadedon@pacbell.net  
**Scholarship Committee** – 1) Joanie Harris,  
562-431-9630/trinkets6@verizon.net;  
2) Sheila Plotkin, 714-962-2117; 3)  
Carolyn Ratzlaff, 714-529-5062/  
dcratzy@gmail.com  
**Sunshine & Sorrow** – Jeanne Parrish  
714-999-0611/jprp60@aol.com  
**Web Master** – Chris Enright  
949-481-8780/webmaster@ocmafc.com  
**Website Info Entry** – Pete Hyland  
714-633-5797/prhyland@att.net

## MAFFI Report

The last week of October MAFFI Vice - President John LaVoy and board member Steve Ribeau attended the Specialty Equipment Manufacturers Association (SEMA) show in Las Vegas. This is the largest auto related show/convention in the world with over 6700 members. The exhibits covered every aspect of the auto industry in convention halls with one million sq.ft.

Why would MAFFI attend this show? Well, John LaVoy spent over a year and a half putting together a 31 RPU from as many new, after market, parts as possible. The original parts he had to use were the frame, rims, front end and engine. There is a great deal of interest in our hobby in that almost every thing is available to us today. This project was followed by the Ford Motor Co. and invited John to display his stock appearing RPU front and center in their large display area, which just happened to be across the aisle from the large NASCAR display. Needless to say, his little truck was seen by tens of thousands of attendees. People were continuously taking pictures and learning about our hobby.

I spent a great deal of my time seeking out possible sponsors for the Model A Museum, explaining our hobby, offering its demographics and telling them why their company should be involved. I met a number of individuals from PPG, BASF, Sherwin Williams, DuPont and 3M, to name a few.

By: Steve Ribeau

An interesting note is that DuPont has been sold, so expect a name change after February of 2013. I also introduced a number of US manufacturers to our hobby in hopes that, with the information I supplied to them, they might consider making rings and pinions, look-a-like generators that are alternators and look-a-like but modern starters. I spent a great deal of time with them with the understanding that if they are successful, they need to support our museum. So far, we have a company working on the generator/alternator and starter projects and I am following up on the gear project.

A number of volunteers spent the first week of November working at the various displays in the museum building. One MAFFI and MAFCA member has been working very hard on trying to convince the Henry Ford Foundation to loan us the #1 Model A given to Thomas Edison by Henry Ford when production began. Hopefully, I will have more to report about this soon.

Don't forget to support MAFFI. Join today and, while you are at it, order your brick. The passive Kick The Can fundraiser is working well at several clubs. For more information, brochures, etc., contact me directly at (707) 579-0338 or email at callcoyl@gmail.com.

Check out our Monthly Calendar for great tours and activities



Get involved in the club. You won't regret it.



## Extra Technical Tips

By: Rick Hall

## LUBRICATION &amp; PERIODIC MAINTENANCE – MODEL A FORD

ALL ITEMS ARE TO BE LUBRICATED UNLESS OTHERWISE NOTED

## EACH 500 MILES

- ☐ inspect radiator hoses
- ☐ adjust fan belt
- ☐ inspect fan for cracks
- ☐ change crankcase oil (if not using filter)
- ☐ check fan bearing for looseness (side play)
- ☐ test windshield wiper
- ☐ check wiper blade rubber

## EACH 1,000 MILES

Left Right

- ☐ ☐ front spindles (upper & lower)
- ☐ ☐ steering tie-rod
- ☐ ☐ front brake camshafts
- ☐ ☐ front spring shackles
- ☐ ☐ front shock links
- ☐ ☐ rear spring shackles
- ☐ ☐ rear shock links
- ☐ ☐ rear brake camshafts<sup>1</sup>
- ☐ ☐ rear wheel bearings<sup>1</sup>
- ☐ do all 500-mile items
- ☐ test emergency flashers<sup>2</sup>
- ☐ test wheel bearings for looseness, spin<sup>3</sup>
- ☐ tighten accessory mountings (windwings)
- ☐ tighten spring U-bolts, front & rear<sup>4</sup>
- ☐ tighten all wheel lug nuts
- ☐ test lights (head, tail, stop, dash, etc.)
- ☐ inspect all engine compartment cotter pins
- ☐ inspect all brake system cotter pins
- ☐ inspect all steering system cotter pins
- ☐ service brake cross shaft
- ☐ parking brake cross shaft
- ☐ engine control link joints
- ☐ wipe out headlight switch
- ☐ door dovetails (light coat of vaseline)
- ☐ door striker plates (same)
- ☐ door latch mechanism & lock (white graphite)

- ☐ go over entire fuel system for leaks
- ☐ go over entire exhaust system for leaks
- ☐ clean distributor cap, lid, rotor, and check each for cracks
- ☐ check steering wheel free play (1" max.)
- ☐ battery high discharge voltage test<sup>5</sup>
- ☐ check battery with electrical tester
- ☐ clutch pedal bearing
- ☐ brake pedal bearing
- ☐ drag link (both ends)
- ☐ U-joint
- ☐ check lubricant level in differential
- ☐ check lubricant level in transmission
- ☐ check lubricant level in steering gear
- ☐ fan bearing
- ☐ water pump bearing
- ☐ check for tight electrical connections<sup>6</sup>
- ☐ distributor shaft (fill oiler)
- ☐ distributor cam (very light coating)
- ☐ check points gap. (.018" to .022")
- ☐ check points for pits, misalignment
- ☐ remove crank from front of engine
- ☐ generator bearings
- ☐ clean & re-oil air cleaner
- ☐ clean battery cable clamps & vaseline
- ☐ tighten battery ground connection
- ☐ oil horn bearings
- ☐ clean horn commutator
- ☐ clean generator commutator, check brushes
- ☐ drain fuel sediment bowl
- ☐ clean carburetor filter screen
- ☐ oil main throttle shaft (rear of engine)
- ☐ door hinge pins (1 drop light oil)
- ☐ hook hooks (same)
- ☐ check clutch pedal for ¾" free play
- ☐ check tail lamp lens mounting screws
- ☐ test ground wire on all power tools<sup>7</sup>

## EACH 2,000 MILES

- ☐ do all 500 and 1,000-mile items
- ☐ check shock fluid
- ☐ inspect starter commutator & brushes
- ☐ grease steering gear sector shaft
- ☐ examine tires for wear, cracks, damage
- ☐ clutch release bearing (under floor board)
- ☐ check engine timing<sup>8</sup>
- ☐ remove crank from front of engine
- ☐ adjust service brakes
- ☐ inspect main leaf springs for cracks
- ☐ repack upper ends of shock links
- ☐ test parking brakes for hold on hill
- ☐ drain & flush radiator with clear water<sup>9</sup>

## EACH 5,000 MILES

- ☐ do all 500 and 1,000-mile items
- ☐ check headlight focus and aim
- ☐ drain, flush, refill transmission
- ☐ same for differential
- ☐ tighten engine, chassis, body bolts & nuts
- ☐ front wheel bearings: clean, inspect, pack
- ☐ inspect front brake drums, linings, springs<sup>10</sup>
- ☐ spark plugs: clean & regap (.035")
- ☐ give cooling system a chemical flush<sup>9</sup>

## EACH 10,000 MILES

- ☐ do all previous items
- ☐ clean, inspect, pack rear wheel bearings
- ☐ inspect & clean rear drums, linings, springs<sup>10</sup>
- ☐ lubricate speedometer cable
- ☐ polish headlight reflectors

1—Rear wheel bearings and rear brake operating shafts must not be over-lubricated. These areas, already subject to oil seepage past the axle housing seals, have a tendency to drip lubricant onto brake drums.

2—This concerns the battery-operated portable red flashers some owners carry for road emergencies.

3—Be sure there is no excessive looseness in the fronts, and no gritty sound or drag in any.

4—The large U-bolts holding the leaf springs to the frame cross members should be kept very tight at all times. This is a precaution against cracks in the cross members and broken springs.

5—Check each cell with a high discharge tester; this shows whether the battery will hold its voltage under actual operating loads.

6—To test for tightness, try to wiggle the connection with your fingers. If it gives, tighten it. Check also that the wires are not loose in their crimped-on terminals. Look for frayed or cracked insulation, and for spots where wires rest against metal to cause worn insulation. Open up the junction box and check for these items.

7—This obviously has nothing to do with the Model A, but is a good check for the restorer. Use ohmmeter to see that there is NO resistance between the exterior metal case of the tool and the ground

prong of the three-prong plug (with plug pulled out of wall outlet). Even after making this test, the safe practice is never to touch the tool while standing on a damp surface or while touching or standing on any metallic or wet object—as ground circuits within your shop or garage are not always reliable.

8—A very accurate way to see exactly when distributor points open is to hook up a six volt DC voltmeter across the points. With ignition on, the meter needle will jump from zero to about six volts at the instant the points open. When not performing this test, keep ignition switch off, or slip a piece of paper between the points, to keep battery from discharging through the coil primary winding.

9—Drain radiator immediately after running engine for about ten minutes, so that sediment and loose scale will be stirred up into the water. Do not pour cold water into a warm engine. If hot water is not available, allow engine to cool completely before refilling.

10—Clean every trace of grease from brake drums and brake shoe lining with rags dampened in lacquer thinner. Dry off with clean dry rags. Also remove any excess grease from bearings, bushings, and backing plates, so that none will later drop down onto drums or shoes. With everything sanitary, inspect for scored drums, worn linings, broken springs.



## 2012 Installation Banquet—What You Missed



### Model A Trivia

4,849,340 Model A  
Fords were produced  
in the USA



**Want to receive  
your newsletter  
in color? Simply  
email us at  
Newsletter@  
ocmafc.org  
and let us know.**

**Does it look like we had a good time?  
ABSOLUTELY!**



## General Meeting Minutes

LOCATION: Tustin Banquet Center Installation Banquet  
DATE: December 9, 2012

Meeting called to order by President Richard Parrish at 6:02 P.M.

92 Members and guests were present.

All Board Members and Committee Chairpersons were present except for Past Presi-

dent Mark Schwing.

President Richard Parrish asked for approval of November General Meeting minutes.

Minutes were approved by Tissy Smith Hatcher and seconded by Frank Mowrer.

President Richard Parrish asked for comment on any old business. There was none.

He asked for comment on

any new business. There was none.

President Richard Parrish asked if anybody needed an application for MAFCA. There was none.

Since there was no other business, the meeting was adjourned at 6:08 P.M.

Respectfully submitted by Frank Reese, Temporary Secretary

**Catch up on  
what happened  
at last month's**

**General  
Meeting —  
Read the  
Minutes**

## The Past is a Blast

The fads and slang of the day: slang used for "girls or women": a broad, a bunny, a canary (one who could sing), a charity girl (one who was sexually promiscuous), a dame, a doll, cat's meow, cat's whiskers.

Jazz age jargon: Joe College - better yet a Joe Yale - or a Joe Zilch, jazzbo, jellybean, blind date, upchuck, jazz babies, pos-a-loot-ly, and the real McCoy.

Games included mah-jongg, Ouija boards, and crossword puzzles.

Races of endurance of all sorts gained popularity and included Marathons and flag-pole sitting.

In 1923 dance marathons really became the rage. Harry Houdini was the great escape of the 1920s. American Baseball and other sports were very popular. The Miss America contest began in Atlantic City in 1921. Margaret Gorman (16 years old) was the first winner with measurements of 30-25-32.

Dance crazes included the Charleston, the Black Bottom, and the Shimmy. Dining was done at Sardi's.

As for costumes and fashion: clothing for men became a bit more conservative in the 1920s. Trousers were wider, up to 24 inches in width at the

bottoms. Knickers also grew in width and length and were called 'plus fours'. Popular during the Summer was white linen. For the winter, the raccoon coat, which was considered an outstanding American coat and it was very popular.

Very popular with the college men, was the slouch hat. It was made of felt and could be rolled up and packed into a suitcase. A wool suit was only \$15.85. Garters were 40 cents. All this and a 12" long cigarette holder. Cigarettes were 10 cents a pack.



## My Secret Weapon

I have had the privilege of being the editor of The Distributor for a few months now and hope you are enjoying the changes in the newsletter. I will continue to add things I think might work and discard ideas that we shall say just didn't pan out the way I'd hope. Nothing is a failure if you learn from it, right? Just like puttering with your Model A.

I would like to take this opportunity to tell you about my

secret weapon. Although the content is my choice, the person whose name is not on the newsletter, but still contributes every month is Pete Hyland. He is the man behind the curtain. I honestly couldn't do this without his insight and involvement. In addition to getting the newsletter printed and mailed to those of you who don't receive by email, he does the input and printing of the club's annual roster. We all know how invaluable that little

## By Tissy Smith-Hatcher

book is. The next time you see Pete, give him a high five for his many years of working on The Distributor, whether as the formal editor or my secret weapon.





## Technical Tips—Upgrade Your Model A

By Rick Hall

The Orange County Model A Ford Club has a video library of 10 DVD's and 10VHS tapes for use by club members. Titles are as follows:

DVD's by Alex Janke and Bob Grady of Diablo "A"s:


- How to Replace Your Timing Gear While You are on the Road

- Annual Tour Preparation  
- Replacing Your Model "A" Brake Drums and Brake Shoes  
- How to Set Your Model "A" Engine Bearing Clearances  
- Installing a New Roof on Your Model "A" Ford Pickup Truck

- Installing Flathead Ted's Brake Floater Kit  
- Rebuilding Model "A" Shock Absorbers  
- Rebuilding 2-tooth Steering  
- Rebuilding the Model "A" Transmission  
- Put Bounce Back in Your Springs  
VHS Tapes - Double D Productions:  
- The New Ford  
- Model "A" Ford Locks and Keys  
- Timing the Ignition  
- Dial "D" for Distributor  
- Ultimate Brake Change Over Kit for the Model "A" Ford

- The Flasher  
- Gennin Along  
- Model "A" Ford Engine  
- How to Stop on a Dime  
All of these videos are step by step presentations that are easy to understand and very informative. You can have technical seminars in the comfort of your easy chair! Of course, you'll have to provide your own donuts and coffee.

The videos can be checked out for up to 30 days (one at a time, please). I will do my best to have them available at club meetings and technical seminars.



**Don't see what you're looking for? Send an email Rick Hall, Technical Director and we will try to assist.**

## Meet Our New Members/Changes in Current Members

1) **DONALD N. & JOANA CHIAPPARINE, II**  
9182 Chandon Lane  
Huntington Beach, CA 92648  
Cell: 949-201-6323  
Email: [dncii@yahoo.com](mailto:dncii@yahoo.com)  
(Son of Don Chaipparine)

2) **JIM TAYLOR**  
12781 Panorama Court  
Santa Ana, CA 92705  
T: 714-731-6260  
Email: [jygcl@aol.com](mailto:jygcl@aol.com)  
1931 Deluxe Roadster  
(Touring)

3) **DENNIS & JUDY GRIFFIN**  
(returning members)  
18081 E. Santa Clara  
Santa Ana, CA 92705  
T: 714-832-4112  
Cell: 714-501-3164  
Email: [1941signmam@yahoo.com](mailto:1941signmam@yahoo.com)  
1931 Coupe

4) **LOU STALLER**  
8812 Midway Drive  
Huntington Beach, CA 92646  
Cell: 714-609-3685  
Email: [stallerl@socal.rr.com](mailto:stallerl@socal.rr.com)  
1929 Tudor



**DON & COLLEEN SCHMIDT**  
Change in email address to:  
[dt\\_schmidt@roadrunner.com](mailto:dt_schmidt@roadrunner.com)



**Check out the video library.**

## Famous People Born in January, 1929



Arte  
Johnson



Jean  
Simmons



Martin  
Luther  
King, Jr.

**ORANGE COUNTY  
MODEL A FORD  
CLUB**

Post Office Box 10595  
Santa Ana, CA 92711

E-mail: [info@ocmafc.org](mailto:info@ocmafc.org)

## **Next General Meeting**

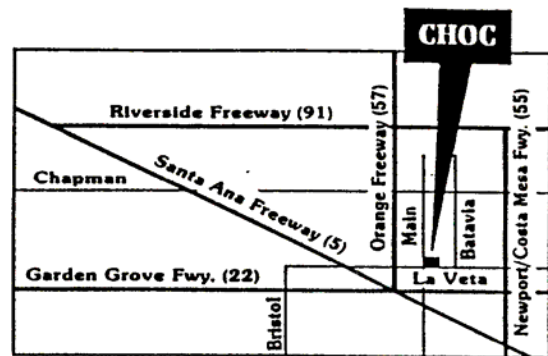
**7:30 PM**

**[Second Thursday of every month]**

**January 10, 2013**

**CHOC Hospital Complex**

**455 South Main Street, Orange, CA**



From Main Street, turn east on to Providence Ave. and immediately on your right, enter the structure and park on the second level. Meetings are held in Building 2 in the Wade Education Center-2nd Floor. Access meeting room through the double door entry off the 2nd Floor parking structure



**Return Address:**  
**Post Office Box 10595**  
**Santa Ana, CA 92711**

**First Class Mail**

**We are on the Web!**  
**[www.ocmafc.org](http://www.ocmafc.org)**